



THE COLLEGE OF
OPTOMETRISTS

Stage Two

Overarching case scenario 43

AGE AND GENDER Male Aged 17 years

ETHNIC BACKGROUND Asian

OCCUPATION AND HOBBIES Sixth Form College Student: applying for RAF sponsorship for university: going to start learning to drive shortly

PRESENTING SYMPTOMS AND HISTORY Patient reports poor vision in the right eye for the past 6 months even with spectacles. Spectacles are 18 months old and are worn for blackboard and TV.

GENERAL HEALTH AND MEDICATION Family history of eczema. Patient suffers from asthma and uses Beconase spray

PRESENT Rx, CENTRATION AND ACUITIES RE: -0.50/-1.50 x 90 LE: plano/-0.75 x 90
RE: 6/18-1 LE: 6/6-2 OCD = 66 mm

PD/NCD 64/60 at 33 cms

VISION RE: 6/24 LE: 6/12

PINHOLE VISION RE: 6/6 LE: 6/6

REFRACTION RE: -1.00/-4.00 x 110 (ret reflex poor) LE: plano/-1.50 x 80 (ret reflex good)

VA Distance RE: 6/18 LE: 6/6
Near RE: N5 LE: N5

ACCOMMODATION RE: 12 LE: 12

BINOCULAR STATUS distance cover test with Rx 4Δ exophoria, good recovery

MOTILITY full, no diplopia

CONVERGENCE NPC = 12 cms

PUPIL REACTIONS direct consensual and near present

FUNDUS EXAMINATION see attached

FIELDS see attached

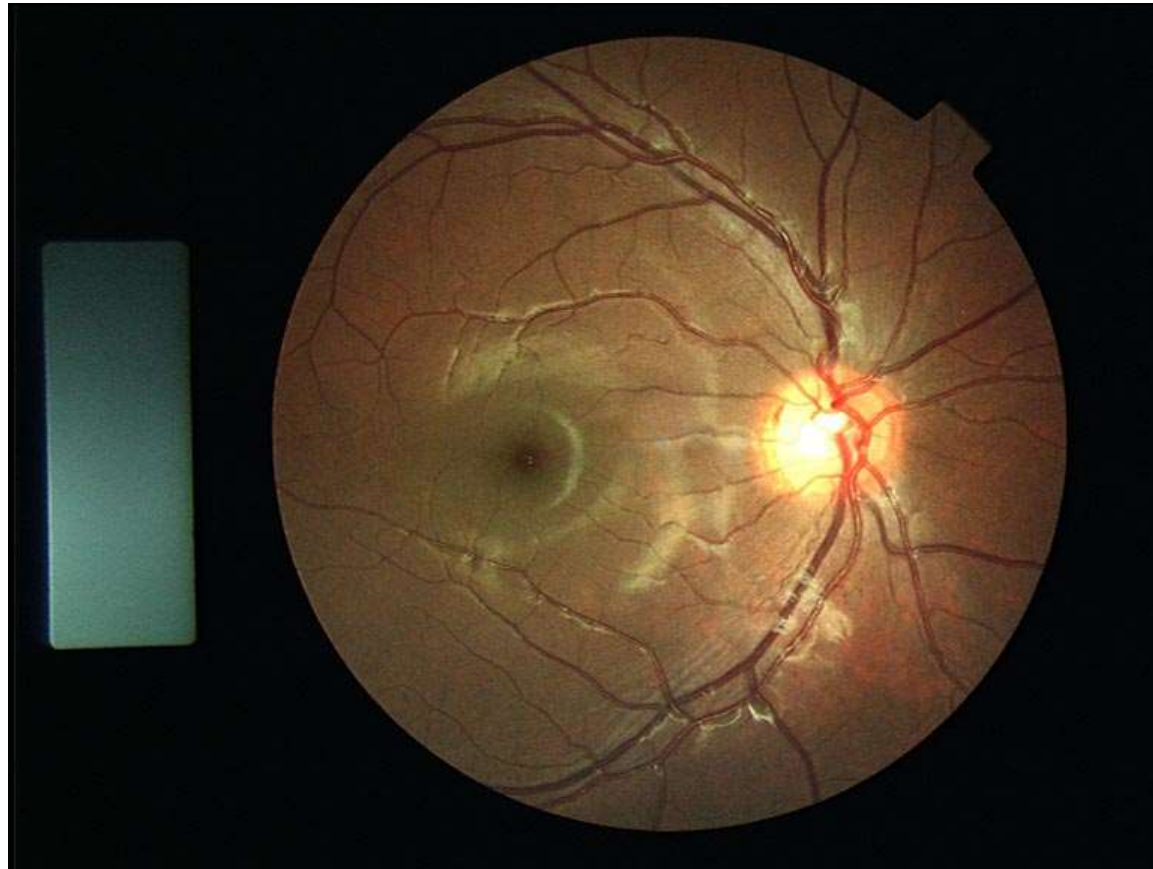
IOP RE: 9 mmHg LE: 12 mmHg Pulsair 12 noon

EXTERNAL EYE EXAMINATION see attached

KERATOMETRY RE: 6.50 @ 25 7.50 @ 100
LE: 7.40 @ 80 7.00 @ 170

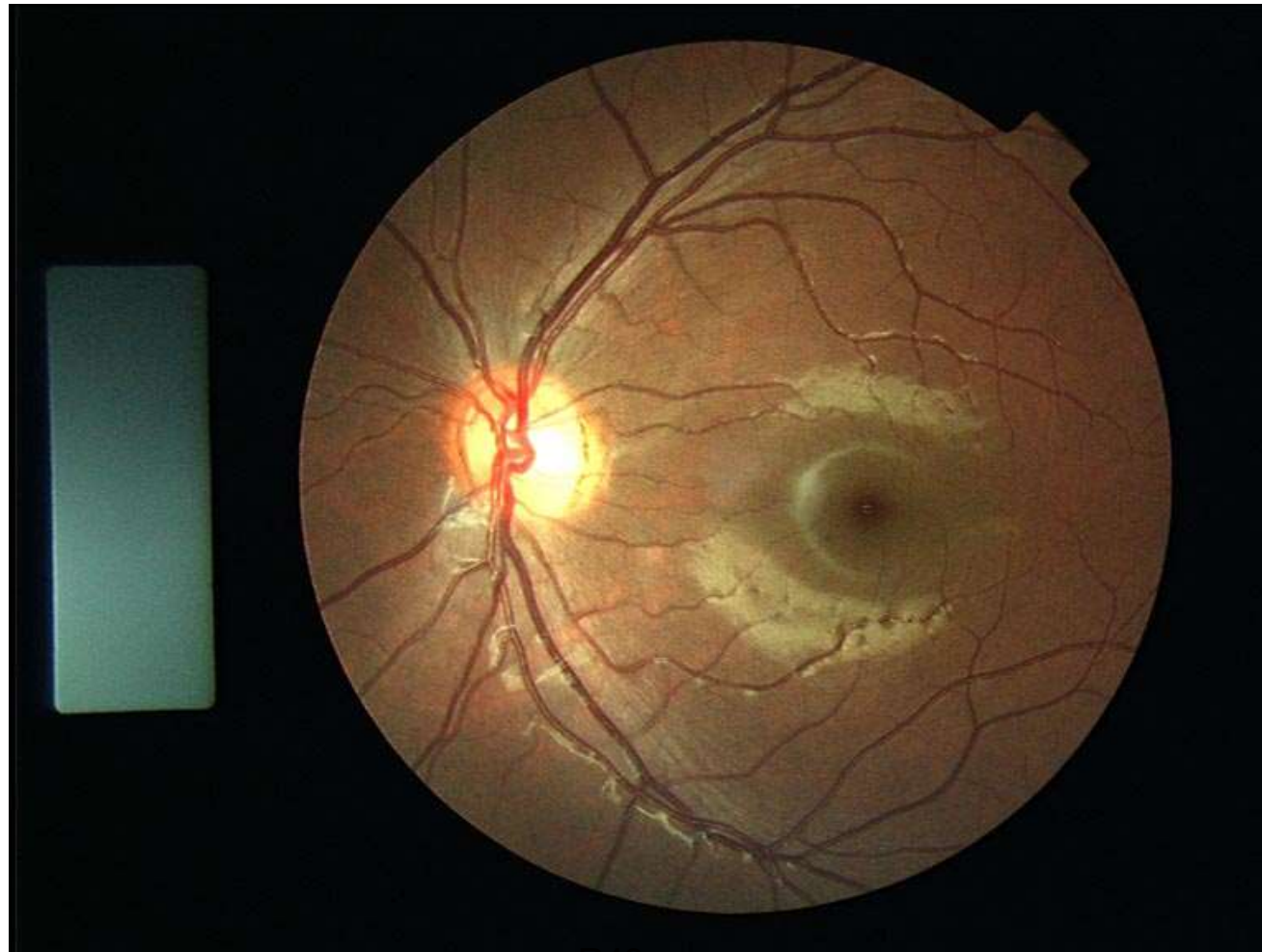
COLOUR VISION see attached

Fundus RE



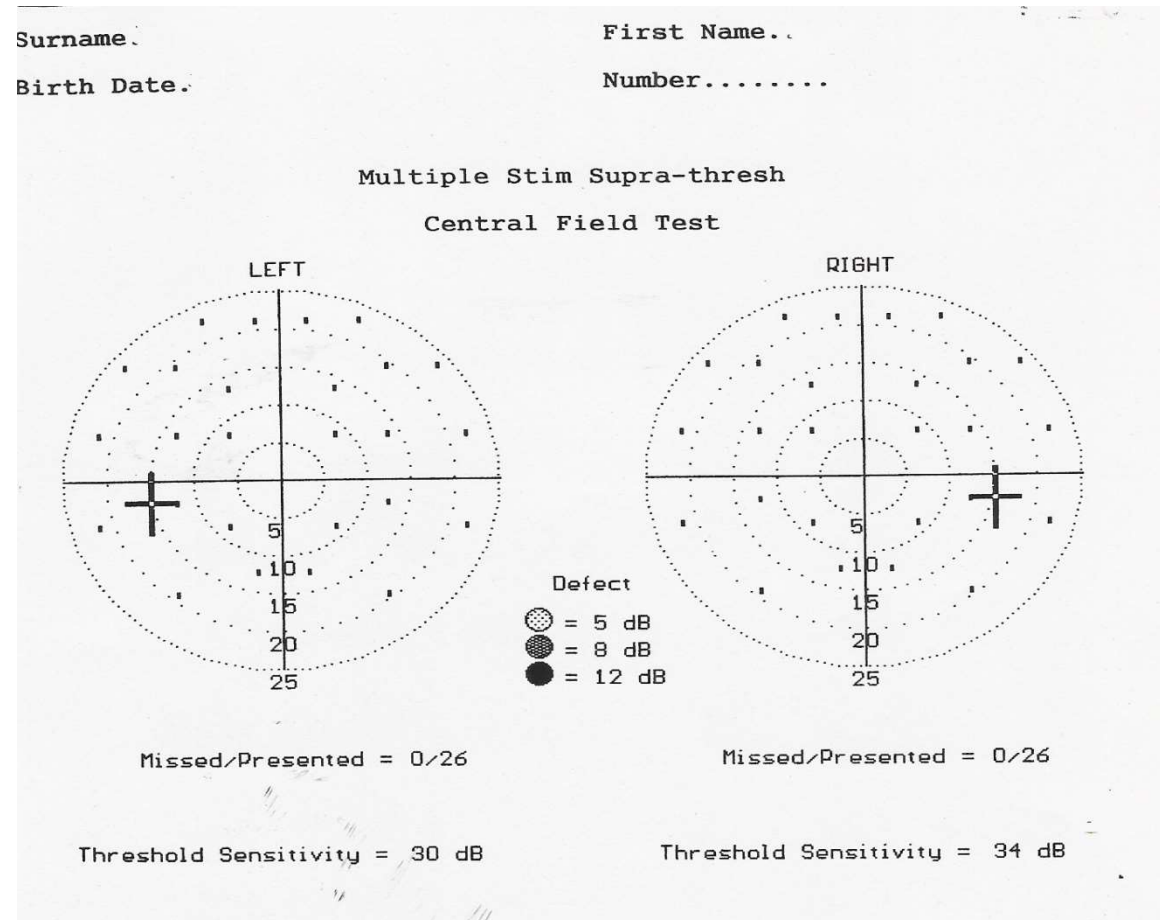
R43

Fundus LE

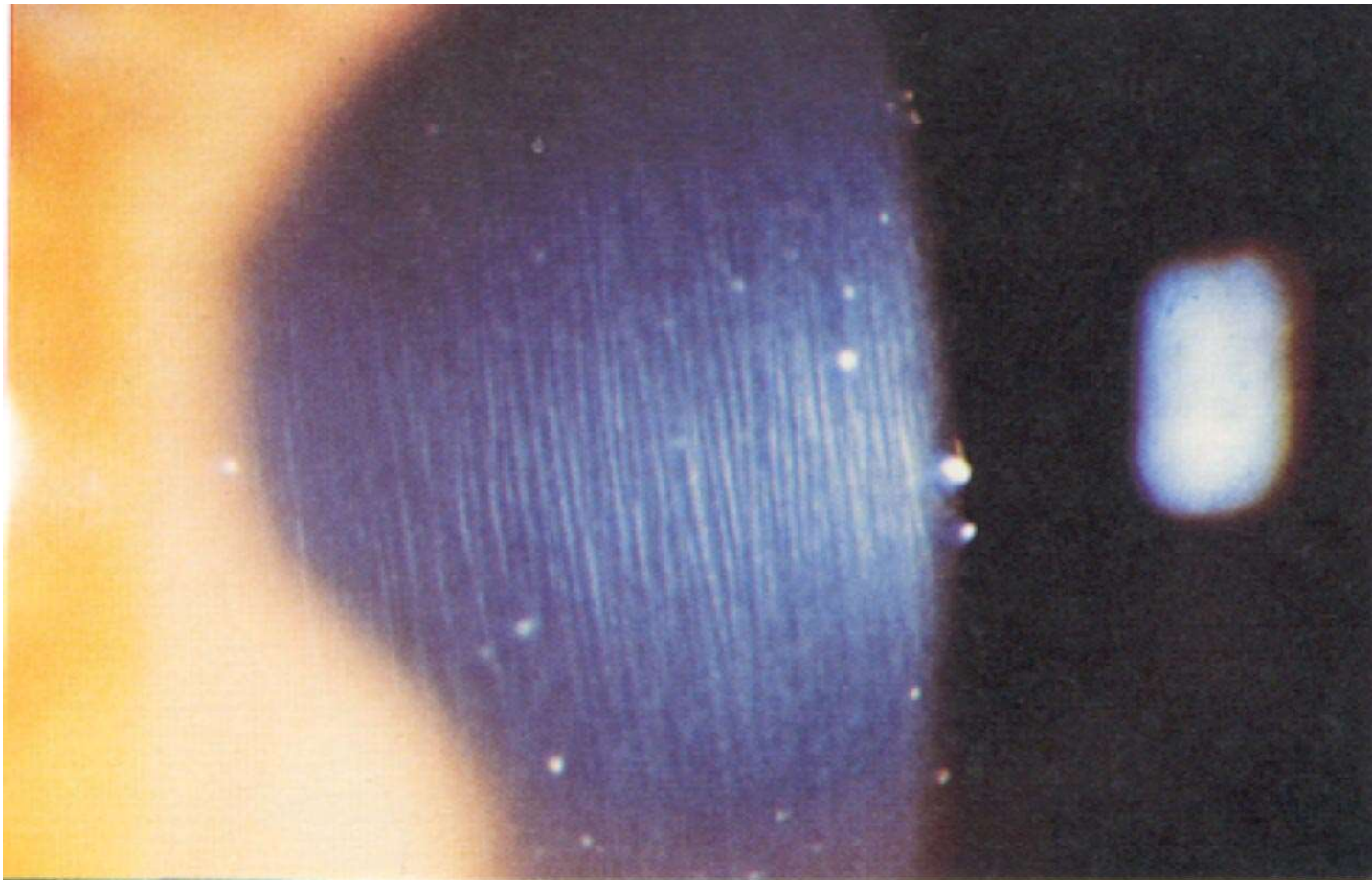


R43

Field R & L



Slit-lamp view RE



R43

Slit-lamp view LE



R43

Colour Vision Binocular

ISHIHARA TEST SCORE SHEET (30-PLATE EDITION, 1979)

NAME: BINOCLAR DATE: _____

PLATE	SCORE	NORMAL	DEFICIENT	TOTAL CB/ WEAK	ANOPIA	PROT ANOMALY	ANOPIA	DEUTER ANOMALY
1	12	12	12	12	12	12	12	12
2	3	8	3	-				
3	5	6	5	-				
4	70	29	70	-				
5	55	57	35	-				
6	2	5	2	-				
7	5	3	5	-				
8	17	15	17	-				
9	21	74	21	-				
10	-	2	-/X					
11	-	6	-/X					
12	-	97	-/X					
13	-	45	-/X					
14	-	5	-/X					
15	-	7	-/X					
16	-	16	-/X					
17	-	73	-/X					
18	5	-	5	-				
19	-	-	2	-				
20	45	-	45	-				
21	73	-	73	-				
22	2	26			6	(2)6	2	2(6)
23	42	42			2	(4)2	4	4(2)
24	3(5)	35			5	(3)5	3	3(5)
25	96	96			6	(9)6	9	9(6)

NOTES: - no numeral read X incorrectly read A(B) A clearer than B